



# SUPERCARS OPERATIONS MANUAL 2019

## DIVISION “E” – OPERATIONS RULES CONTENTS

Rule. Title	Page
E1. COMPETITION NUMBERS, CAR SIGNAGE AND LIVERY .....	1
E1.1 Allocation and Register .....	1
E1.2 Application .....	1
E1.3 Conflict.....	1
E1.4 Reservation.....	1
E1.5 Change of Competition Number .....	1
E1.6 Markings on Cars.....	2
E1.7 VCS and DS2 Identification Decals .....	2
E1.8 Design and Signage .....	3
E2. SUPERCARS PADDOCK.....	4
E2.1 VCS Garages and Vision Requirements.....	4
E2.2 DS2 Paddock.....	5
E2.3 Team Catering .....	5
E2.4 Merchandising .....	5
E2.5 Trade Suppliers .....	5
E2.6 Transporters and Loading of Transporters .....	5
E3. WORKPLACE HEALTH AND SAFETY.....	7
E3.1 General Prescriptions .....	7
E3.2 Specific Prescriptions - Pits and Paddock .....	7
E4. ITEMS NOT PERMITTED AT AN EVENT .....	8
E4.1 Chassis Dynamometer .....	8
E5. FLY AWAY EVENT LOGISTICS.....	8
E5.1 Equipment Limit.....	8
E6. RIDES.....	9
E6.1 General Prescriptions .....	9
E6.2 Warm-up.....	9
E6.3 Speed and Conduct .....	9
E6.4 Passenger Briefing .....	9
E6.5 Indemnity Form for Passengers.....	10
E6.6 Safety Requirements and Apparel for Passengers .....	10
E6.7 Event Rides .....	10
E6.8 Event Rides - Allocations .....	11
E6.9 Garage Safety Requirements during Event Rides .....	11
E6.10 Corporate Rides - Conditions.....	11
E7. SERIES’ SPONSORS/SPONSORS GENERAL .....	13
E7.1 VCS Series Identification .....	13
E7.2 DS2 Series Identification .....	13
E7.3 Sponsors - General.....	13
E8. MEDIA ACTIVITIES .....	14



<b>Rule. Title</b>	<b>Page</b>
E8.1 Public and Media Activities .....	14
E8.2 Non-Attendance and Presentation.....	14
E8.3 Promotional Obligations.....	14
E8.4 Television.....	14
E8.5 Television Presentation .....	15
E8.6 Sponsors Presence .....	15
E8.7 Corporate Activities.....	16
E8.8 Pit Lane Walk.....	16
E8.9 Driver Autograph Sessions .....	16
E8.10 Season Launch.....	16
<b>E9. SUPERCARS ACCREDITATION .....</b>	<b>17</b>
E9.1 Accreditation.....	17
E9.2 Motor Sport is Dangerous .....	17
<b>SCHEDULE E1. MARKINGS ON CARS .....</b>	<b>20</b>

## **SUPERCARS OPERATIONS MANUAL 2019**

### **DIVISION “E” – OPERATIONS RULES**

#### **E1. COMPETITION NUMBERS, CAR SIGNAGE AND LIVERY**

##### **E1.1 Allocation and Register**

- 1.1.1 The allocation of Competition Numbers is at the sole discretion of Supercars.
- 1.1.2 Supercars will maintain a register of all allocated and reserved Competition Numbers.
- 1.1.3 A Competition Number that has been allocated to a Team remains allocated to that Team until the Team advises Supercars that it no longer requires the Competition Number.
- 1.1.4 It is not permitted to use a Competition Number starting with the number ‘0’.
- 1.1.5 VCS and DS2 Teams will have separate Competition Number pools.

##### **E1.2 Application**

- 1.2.1 A Team must apply in writing to Supercars to have a Competition Number allocated to it.
- 1.2.2 The application may include the preferred Competition Number and may also list up to five (5) alternative numbers.
- 1.2.3 In the event of none of the Competition Numbers nominated being available, Supercars will so advise the applicant and allocate a new Competition Number to the Team.
- 1.2.4 Teams are required to nominate their Competition Numbers no later than the closing date for submission of the Entry Registration Form.

##### **E1.3 Conflict**

- 1.3.1 When two (2) or more Teams make application for the same unallocated Competition Number, on the same date, Supercars will allocate the Competition Number to the Team occupying the higher position in the previous year’s Teams Championship.

##### **E1.4 Reservation**

- 1.4.1 Competition Number one (1) will be allocated to the previous Season’s Driver’s Champion.
  - 1.4.1.1 The previous Season’s Driver’s Champion’s Competition Number will not be allocated to any other Driver and will remain allocated to the Team.
- 1.4.2 If the previous Season’s Driver’s Champion does not use the number 1 it will not be allocated to any other Driver.

##### **E1.5 Change of Competition Number**

- 1.5.1 A Team may request Supercars to change of their current Competition Numbers for an unallocated Competition Number.
- 1.5.2 A Team may request Supercars to allow one Team to “swap” a Competition Number with that held by another Team.
  - 1.5.2.1 Both Teams must submit separate applications to Supercars before the “swap” may be approved.
- 1.5.3 If granted, the change of Competition Number will have immediate effect upon notification by Supercars of the successful change.
- 1.5.4 Once a change of Competition Number has been approved, the Team will no longer have any rights to the Competition Number that has been replaced by the new Competition Number.

- 1.5.5 A Primary Driver and Primary Driver – DS2 must be entered using the same Competition Number for all Sprint Events in a Season, unless approved by the MOM.
- 1.5.6 Any Team that changes a Competition Number must Compete using the new Competition Number at no less than one (1) Event in the Season in which the change was made.

## **E1.6 Markings on Cars**

- 1.6.1 Each Car must have their Competition Number and the Driver's surname affixed to the Car in accordance with the Rules whilst participating in any Supercars activity.
- 1.6.2 The Competition Number and Driver's surname must be displayed and conform to the minimum requirements set out below and in Schedule E1 of the Rules.
  - 1.6.2.1 The side window Competition Numbers must be:
    - a) Height: 210mm
    - b) Font: Helvetica Bold Condensed
    - c) Colour: Championship Leader - Day-Glo orange  
All other Cars – Day-Glo yellow
    - d) Position: 50 mm from the upper edge of the rear door window; and  
Minimum of 50 mm from the side edge of the window; and  
Centrally located within the Indicative Box.
  - 1.6.2.2 The front and rear windscreen Competition Numbers must be:
    - a) Height: 150mm
    - b) Font: Helvetica Bold Condensed
    - c) Colour: Championship Leader - Day-Glo orange  
All other Cars – Day-Glo yellow
    - d) Positions: Front Windscreen - Passenger Side  
Rear Windscreen – Driver Side  
50 mm from the lower edge of the upper windscreen band; and  
50 mm from the side edge of the windscreen.
  - 1.6.2.3 The surnames of each Driver must be
    - a) Height: Sprint Events and DS2 Rounds: 100mm  
Endurance Events: 50mm
    - b) Font: Sprint Events and DS2 Rounds: Helvetica Bold Condensed  
Endurance Events: Helvetica Bold Condensed
    - c) Position: Lower edge of each rear door window.

## **E1.7 VCS and DS2 Identification Decals**

- 1.7.1 Unless otherwise specified in Supplementary Regulations, each Car Competing at any Event must have the VCS or DS2 identification decals affixed to the Car in accordance with Schedule E1.
- 1.7.2 At all times, each Team transporter must carry the Supercars identification decals on both sides and the rear of the trailer combination.
  - 1.7.2.1 Supercars will supply each Team with the relevant decals which must remain unmodified.

## **E1.8 Design and Signage**

- 1.8.1 Prior to 1 February 2019, each Team must submit a complete colour graphic illustration representing the proposed design and colour scheme that the Team intends to use on the Car during the forthcoming Season.
- 1.8.1.1 Supercars will advise each Team of the suitability of the design and/or suggested modifications that may be required to meet the requirements of the Rules.
- 1.8.1.2 Following approval of the design by Supercars, a Team that intends to substantially alter the design and/or colour scheme of their Car must, at least fourteen (14) days prior to the Event in which the new design is intended to be used, submit a revised complete colour graphic illustration representing the proposed new design and colour scheme that they intend to use on the Car.
- 1.8.1.3 Supercars will advise each Team of the suitability of the new design and/or suggested modifications that may be required to meet the requirements of the Rules.
- 1.8.2 Any design or signage that incorporates the use of numerals must have the prior written permission of Supercars.
- 1.8.3 Logos displayed on screens as detailed in C4.4 must be approved by the MOM prior to their display.

## **E2. SUPERCARS PADDOCK**

### **E2.1 VCS Garages and Vision Requirements**

#### **2.1.1 Event Operating Hours**

2.1.1.1 Event operating hours will be advised in Supplementary Regulations for each Event.

#### **2.1.2 Garages**

2.1.2.1 At all times during the Event operating hours, unless with the approval of the MOM, a Team must keep all garage doors fully open to allow a constant, unimpeded line of sight through the Pit Garage.

2.1.2.2 Unless otherwise advised in Supplementary Regulations, a Team will be permitted to utilise a space no deeper than two (2) metres across the entire width of the rear of their Pit Garage provided that such utilization of the space does not impede the line of sight through the Pit Garage.

2.1.2.3 Any structure and/or equipment that impedes the line of sight from the rear of the Pit Garage to Pit Lane by more than 25 percent of the available garage width and to a height of greater than 1.5 metres is prohibited. Vision Requirements

2.1.2.4 Save as is prescribed in Rule E2.1.3.3, during the Event operating hours it is not permitted to use any item or person to obscure any part of a Car in the Pit Garages, Pit Lane or grid.

2.1.2.5 For the avoidance of doubt, the following are specifically not permitted:

- a) Engine, gearbox or radiator covers whilst engines are being changed or moved around the garage;
- b) Personnel and parts including but not limited to, wall panels, tyre racks, wheels, tyres, fuel rigs or tool trolleys may not be used as or to form an obstruction.

2.1.2.6 It is permitted to:

- a) Use covers solely for safety reasons, which for example, could include but not be limited to protection against fire.
- b) Place covers over a damaged Car which has been withdrawn from the Event.
- c) Fit and remove windscreen shades from a Car when the Car is in Pit Lane or on the grid.

#### **2.1.3 Shade Structures**

2.1.3.1 A Competitor is permitted a maximum of one (1) 6m x 3m shade structure in the paddock for each Car entered in the Event.

2.1.3.2 Any additional shade structure's must be approved by the Supercars Paddock Manager.

2.1.3.3 A Competitor must ensure that all of its shade structures are adequately secured so that they remain in situ at all times during the Event and comply with the relevant legislation in each State, Territory or Country.

2.1.3.4 Unless otherwise advised in Supplementary Regulations, shade structures of any sort will not be permitted to be situated at the rear of the Pit Garage and cannot be located any closer to the rear of the Pit Garage than the rear edge of the Team's transporter.

## **E2.2 DS2 Paddock**

- 2.2.1 Event operating hours will be advised in Supplementary Regulations for each Event.
- 2.2.2 DS2 Cars are not permitted to be garaged in the Supercars paddock, unless prior approval has been granted by the DOM.
- 2.2.3 Each Team is required to erect temporary walling in their Paddock Garage in a location designated by the DOM, to divide the Car bay from the Team's back of house storage area.
  - 2.2.3.1 Bracing perpendicular to the wall is permitted up to a distance of one (1) metre.
- 2.2.4 Each Team must display the supplied Team garage signage above their Car's Paddock Garage.
- 2.2.5 Each Team must display one (1) series approved flag outside their Team's Paddock Garage at ground level.
- 2.2.6 Each DS2 Team is permitted a maximum of one (1) shade structure no more than 6m x 3m in the DS2 Paddock for every two (2) Cars entered in the Event.
- 2.2.7 Additional shade structures may only be erected with the prior approval of the DOM.

## **E2.3 Team Catering**

- 2.3.1 Catering for sponsors and guests is strictly prohibited in the Supercars Paddock.
  - 2.3.1.1 Such catering may only be conducted from locations approved by the Organisers.
- 2.3.2 Each VCS Team will be allocated one (1) catering space in the designated Team catering facility by Supercars.
- 2.3.3 All Team catering equipment must fit within the allocated area.

## **E2.4 Merchandising**

- 2.4.1 The selling of any Team or other merchandise from Pit Garages, Transporters, or other Automobiles is not permitted.
  - 2.4.1.1 The sale of such merchandise is only permitted from licensed locations approved by the Organisers.
- 2.4.2 The selling of Team or other merchandise within the paddock area is not permitted, unless prior written permission has been granted by Supercars.
- 2.4.3 Displays of promotional material, products or Automobiles within the paddock area is not permitted, unless prior written permission has been granted by Supercars.

## **E2.5 Trade Suppliers**

- 2.5.1 The MOM will designate a trade supplier's area at each Event.
- 2.5.2 Should a trade supplier fail in any way to follow the instructions of Supercars, the supplier's accreditation will be withdrawn by Supercars.
- 2.5.3 All trade suppliers are considered to be contractors and as such are required to comply with the relevant WH&S legislation in each State, Territory or Country.

## **E2.6 Transporters and Loading of Transporters**

- 2.6.1 General Prescriptions
  - 2.6.1.1 The maximum body dimensions of a Team transporter are 26m (L) x 2.5m (W) x 4.6m (H). No part of the Team transporter shall exceed these dimensions except for the tail lift and/or side lift when they are in operation.

- 2.6.1.2 A Competitor, or Competitors controlled by the same entity, is permitted a maximum of one transporter per two (2) Cars at each Event in the Supercars Paddock.
- 2.6.1.3 A Competitor, or Competitors controlled by the same entity, with three (3) or more Cars is permitted to park one (1) additional transporter at each Event in the Supercars Paddock.
- 2.6.1.4 No other Automobile and/or trailers used by a Team will be permitted to be parked in the Supercars paddock at any time, unless prior permission has been granted by the Paddock Manager.
- 2.6.1.5 At all times that either the transporter tail and/or side lifts (the “Lifts”) are in operation, a Team must:
  - a) Use appropriate barriers to ensure that only Team members can gain access to an area that extends by no less than one (1) metre from the perimeter of the Lifts;
  - b) Have present a Lift controller who will be responsible for the use of the Lifts.
  - c) The Lift controller will not perform any other duties during this time.
- 2.6.2 Specific Prescriptions - VCS
  - 2.6.2.1 Each Team must have a minimum of four (4) points on each Team transporter to display Team and sponsor branded flags on a flag pole at all times during an Event.
  - 2.6.2.2 These flags must be erected once park up has concluded and be in place for the duration of the Event.
- 2.6.3 Specific Prescriptions - DS2
  - 2.6.3.1 DS2 Teams are not permitted to bring B-Double transporters into the DS2 paddock area, unless otherwise approved by Supercars.



## **E3. WORKPLACE HEALTH AND SAFETY**

### **E3.1 General Prescriptions**

- 3.1.1 Each Team must ensure that they comply with the relevant Local, State and Federal Workplace Health and Safety legislation, regulations and/or standards at any Supercars authorised activity.
- 3.1.2 Prior to the commencement of each Team's first on track activity for the year, they must submit a copy of their Workplace Health and Safety Policy and Procedures Manual to Supercars.
- 3.1.3 Any Team personnel who are participating in a Race Track walk must be wearing a high visibility vest or high visibility shirt.

### **E3.2 Specific Prescriptions - Pits and Paddock**

- 3.2.1 A Speed limit of 9 km/h applies to all vehicle movements in the Paddock.
- 3.2.2 No unlicensed driving of motor vehicles is permitted in the Pit Lane or the Paddock.
- 3.2.3 No bicycles, tricycles, motorised scooters, mini bikes, roller blades, skateboards or similar devices are permitted to be used in the Pit Lane or the Paddock.
- 3.2.4 A Team is permitted to extend electrical leads from their Pit Garage to their Team transporters.
  - 3.2.4.1 If positioned above the ground, they must be placed at a minimum height of 6 meters above the ground.
  - 3.2.4.2 If positioned on the ground, they must be enclosed in a cable tray or similar device as approved by the Paddock Manager.
- 3.2.5 Barbeques are only permitted to be used in the Team's allocated catering space.
- 3.2.6 Gas cylinders and dry ice must be secured from the general public.
  - 3.2.6.1 Gas cylinders and dry ice containers are permitted to be stored behind marketing partitions; and
  - 3.2.6.2 Gas cylinders must be stored in a secured vertical position; and
  - 3.2.6.3 Dry ice containers must be locked down with straps.
- 3.2.7 A Team must ensure that any equipment or item that it moves within the Circuit is moved safely and with all due regard for the safety of all persons within the immediate area at all times.
  - 3.2.7.1 The movement of Tyre trolley's, fuel drum's and any other item (the "Equipment"), which limits in any way the visibility of the ground in the path of the Equipment must only be moved by a minimum of two (2) Team members; and
  - 3.2.7.2 One of the Team members, must act as a "spotter". Their sole responsibility is to look out for members of the public and to warn them that the Equipment is moving through the area.
  - 3.2.7.3 Items that are small enough so that they do not limit in any way the visibility of the ground in the path of the item may be moved by a single Team member.
- 3.2.8 A Team is not permitted to drain the water from a Driver's bath into the Paddock.

## **E4. ITEMS NOT PERMITTED AT AN EVENT**

### **E4.1 Chassis Dynamometer**

4.1.1 The use of a chassis dynamometer by a Team at or during an Event is prohibited

## **E5. FLY AWAY EVENT LOGISTICS**

### **E5.1 Equipment Limit**

- 5.1.1 Unless otherwise advised in Supplementary Regulations, for those Events in which the transport of Cars is by air freight (“Fly Away Events”) Teams are limited in the quantity of freight that they are permitted to take to the Event.
- 5.1.2 Freight in excess of that permitted is strictly prohibited.
- 5.1.3 Each Team is permitted to take the following items for a Car:
- 5.1.3.1 1 x Complete Car including 4 wheels and 4 usable W Control Tyres.
  - 5.1.3.2 1 x Engine (in addition to the 1 mounted in the Car).
  - 5.1.3.3 1 x Gearbox (in addition to the 1 mounted in the Car).
  - 5.1.3.4 24 x Wheels (in addition to the 4 mounted on the Car).
  - 5.1.3.5 2 x Front bumper bars (in addition to the Car mounted bumper bar).
  - 5.1.3.6 1 x Rear bumper bar (in addition to the Car mounted bumper bar).
  - 5.1.3.7 1 x Pit boom
  - 5.1.3.8 Any other equipment that can be contained in one (1) x air freight container as supplied by Supercars unless prior written permission has been granted by the **MOM**. Such permission will only be granted in exceptional circumstances.
- 5.1.4 The items listed in E5.1.3.1 to E5.1.3.7 above, are not required to be transported inside each Team’s air freight container.
- 5.1.5 The following weight limits will apply to the air freight container:
- 5.1.5.1 Full height air freight containers: 3500kg
  - 5.1.5.2 Half height air freight containers: 1750kg
  - 5.1.5.3 Flat pallet air freight containers: 1750kg
- 5.1.6 In addition to the freight limits detailed above, each Team may be allocated space in communal sea freight containers sent by Supercars.

## **E6. RIDES**

### **E6.1 General Prescriptions**

- 6.1.1 Rides are where a Team uses a Car to carry a passenger solely in connection with:
  - 6.1.1.1 The commercial or media activities of the Team or Group; or
  - 6.1.1.2 The commercial or media activities of a Team or Group's sponsors; or
  - 6.1.1.3 Any commercial or media activities required of a Team or Group by Supercars; or
  - 6.1.1.4 Any public competition winner; or
  - 6.1.1.5 Any other ride permitted by Supercars.
- 6.1.2 Corporate Rides are Rides undertaken that are not part of any Event.
- 6.1.3 Event Rides are Rides undertaken at and as part of an Event.
- 6.1.4 A Car is not permitted to cross the Control Line more than once during any Ride.
- 6.1.5 Rides must always be conducted in accordance with the Rules.
- 6.1.6 It is not permitted to use a Ride for the purpose of Testing a Car.

### **E6.2 Warm-up**

- 6.2.1 It is only permitted to warm up a Car prior to commencing a Ride session if the Car has not been driven on the Race Track on the same day unless with the permission of the MOM.
- 6.2.2 For the purpose of warming up a Car, it will be permitted to undertake three (3) laps of the Circuit without a passenger. For the sake of clarity a Car is permitted to cross the Control Line twice.

### **E6.3 Speed and Conduct**

- 6.3.1 A Car is not permitted to be driven at full racing speed during a Ride.
- 6.3.2 The Driver must maintain control of the Car and must only use the Race Track during a Ride.

### **E6.4 Passenger Briefing**

- 6.4.1 A Team must conduct a passenger briefing prior to any Ride taking place.
- 6.4.2 The passenger briefing must include:
  - 6.4.2.1 What to expect whilst participating in the Ride;
  - 6.4.2.2 Apparel requirements for passengers;
  - 6.4.2.3 Procedure if the Car stops on the Race Track; including but not limited to:
    - a) Exit the Car and proceed to a safe location (behind barriers);
    - b) Do not attempt to work on or push the Car;
  - 6.4.2.4 Establishing a panic code between the Driver and passenger (i.e. hand signal, verbal comment such as 'stop the ride' or similar);
  - 6.4.2.5 The requirement for the passenger not to place any part of their body outside the Car or undertake any action such as filming the ride by handheld means;
  - 6.4.2.6 The passenger must not engage in any action that may impede or distract the Driver.

## **E6.5 Indemnity Form for Passengers**

- 6.5.1 Prior to entering a Car, a passenger in a Ride, must have read and signed, or have had read to them and signed, an “Exclusion of Liability, Release and Assumption of Risk Form”.
- 6.5.2 Failure of any passenger to do so, will compel the Team to refuse to carry that passenger in a Ride.

## **E6.6 Safety Requirements and Apparel for Passengers**

- 6.6.1 During a Ride, a passenger must:
- 6.6.1.1 Be seated in the passenger’s seat which must be of a type homologated by the FIA to the 8855/1999 or 8862/2009 standard; and
- 6.6.1.2 Be securely restrained in the seat with the Safety Harness which must be of a type homologated by the FIA to the 8853/98 or 8853-2016 standard; and
- 6.6.1.3 Be protected by a passenger side window net which must comply with the requirements of Article 11: Window/Nets – Article 253 of Appendix J to the ISC;
- 6.6.1.4 Wear apparel conforming to the following requirements:
- Safety Helmet which meets the requirements of one of the following standards:
    - Snell Foundation SA 2005 (not valid after December 2018); or
    - SA 2010 and SA 2015; or
    - FIA Standard 8858-2002 or 8858-2010. These helmets must be fitted with the tether posts 8858-2002 or 8858-2010; or
    - 8860-2004, 8860-2010; or
    - 8859-2015; and
  - FHR device to the standard 8858-2002 or 8858-2010; and
  - Overalls homologated to the FIA 8856-2000 Standard; and
  - Gloves conforming to the FIA 1986 or FIA 8856-2000 Standard; and
  - Enclosed shoes.

## **E6.7 Event Rides**

- 6.7.1 Unless specifically permitted by the HoM, a Team member or any person providing technical services to a Team is not permitted to be a passenger in a Car.
- 6.7.2 During any Event Ride Session it is not permitted to:
- 6.7.2.1 Make any adjustment to a Car other than those necessary to fit a passenger in the Car without the prior permission of the HoM;
- 6.7.2.2 Raise any part of a VCS Car off the ground other than for the purpose of rotating the wheels by hand;
- 6.7.2.3 Raise any part of a DS2 Car off the ground without the prior permission of the CTM;
- 6.7.2.4 Lower the Car to the ground before the passenger door is shut;
- 6.7.2.5 Perform a practice start;
- 6.7.2.6 Remove a Car from Pit Lane until that Car’s allocated Event Rides have been completed or with the prior permission of the HoM.
- 6.7.3 The raising and lowering of a Car must be done with a spike tap and in a controlled manner.

## **E6.8 Event Rides - Allocations**

- 6.8.1 A Team must give written notice to the MOM of its intention to utilise an Event Ride by giving no less than 14 working days' notice prior to the first day of the Event at which it is intended to conduct the Event ride.
- 6.8.2 The written notice will include details of the Driver and Car to be used to conduct the Event ride.
- 6.8.3 Event Rides may only be undertaken if they have been approved by the MOM.

## **E6.9 Garage Safety Requirements during Event Rides**

- 6.9.1 In addition to Rule D11.8.5, only passengers that are participating in a Ride will be permitted to access the front 50 percent of the Pit Garage during the Event Ride Session.

## **E6.10 Corporate Rides - Conditions**

- 6.10.1 Corporate Rides may only be undertaken by a Team in accordance with the Rules.
- 6.10.2 A Team must give written notice to the MOM of its intention to conduct a Corporate Ride day by giving no less than 5 working days' notice prior to the scheduled Corporate Ride day.
- 6.10.3 A Supercars Official must be in attendance to observe the Corporate Rides.
- 6.10.4 The Team accepts that Supercars may charge the Team for the costs of the attendance of the appointed Supercars Official.
- 6.10.5 A Car must not be started for any reason before the arrival at the ride venue of the Supercars Official.
- 6.10.6 Prior to the commencement of the Corporate Rides, the Supercars Official will:
  - 6.10.6.1 Inspect the Car; and
  - 6.10.6.2 Inspect all the safety apparel that is to be worn by the passengers; and
  - 6.10.6.3 Record all requisite details on the "Supercars Pre-ride Activity Checklist" Form.
- 6.10.7 The Car and apparel must pass all compliance checks before the Car is permitted to enter the Race Track.
- 6.10.8 While participating in Corporate Rides the Car must not be adjusted in any way.
- 6.10.9 Computer or electronic data download or connection is not permitted.
- 6.10.10 Should any safety item on a Car require adjustment, this may be undertaken by the Team and must be approved by the appointed Supercars Official once completed.
- 6.10.11 Before the commencement of each Corporate Ride, the Team must complete all requisite elements of the "Corporate & Event Ride Safety Checklist" form.
- 6.10.12 The Team must retain all original copies of the 'Supercars Pre-ride Activity Checklist', 'Corporate & Event Ride Safety Checklist', and all ride passengers signed 'Exclusion of Liability, Release and Assumption of Risk Form' for at least two (2) years.
- 6.10.13 Any Team that conducts Corporate Rides with an Automobile that utilises any External Bodywork contained in the VSD or the Design will be required to comply with the following:
  - 6.10.13.1 The Automobile must have:
    - a) All safety equipment fitted.
    - b) A Motec M190 ECU operating with the same version of firmware as the Control ECU.
  - 6.10.13.2 The HoM reserves the right to download data from the ECU at any time.
  - 6.10.13.3 The Car must not have any of the sensors listed below fitted or operational:

- a) G – Force – longitudinal
- b) G – Force – lateral
- c) G – Force – vertical
- d) Suspension position x4
- e) Brake balance bar position
- f) Anti-roll bar position (front & rear)

6.10.13.4 If required by the HoM, modifications must be made to the External Bodywork on the Automobile.

6.10.13.5 An Automobile complying with the above conditions will be permitted to use Control tyres.

6.10.14 A Corporate Ride activity may only be conducted at:

6.10.14.1 The Team's nominated Test Track at any time;

6.10.14.2 Any four (4) other Circuits or any part thereof which hosts an Event of the relevant Championship or Series, but only after the Event of the relevant Championship or Series has been conducted at that Circuit in that Season;

6.10.14.3 Any other Circuit or part thereof which does not host a VCS or DS2 Event and which has been approved by the MOM.

## **E7. SERIES' SPONSORS/SPONSORS GENERAL**

### **E7.1 VCS Series Identification**

- 7.1.1 By entering any VCS Event, a Team and their sponsors agree to refer to the Championship by its full title, "The Virgin Australia Supercars Championship".
- 7.1.2 An abbreviated term "Virgin Australia Supercars Championship" may also be used provided the full title is used at least once.
- 7.1.3 Any advertising material must include the full title, and it is the responsibility of the Team to ensure that this requirement is met.

### **E7.2 DS2 Series Identification**

- 7.2.1 By entering any DS2 Round, Teams and their sponsors agree to refer to it by its full title, "The Dunlop Super2 Series".
- 7.2.2 An abbreviated term "Dunlop Super2 Series" may also be used provided the full title is used at least once.
- 7.2.3 Any advertising material must include the full title, and it is the responsibility of the Team to ensure that this requirement is met.

### **E7.3 Sponsors - General**

- 7.3.1 Each Team recognises sponsors of Teams, Events, Rounds, the Championship and the Series as well as sponsors supporting in any way the Category are essential for the commercial viability of the Category.
- 7.3.2 Neither the Teams nor their respective members or related entities will do or say anything which is reasonably construed as being unfairly prejudicial, unreasonably critical or malicious to any sponsor or of any sponsor's products, services or personnel.

## **E8. MEDIA ACTIVITIES**

### **E8.1 Public and Media Activities**

- 8.1.1 Unless otherwise advised in Supplementary Regulations, the first three (3) Drivers from qualifying, the first three (3) Drivers from any other Session and any other Drivers and Team members as directed by the MM are required to attend a media conference at a time and location that will be advised in the Event promotional schedule.
- 8.1.2 Immediately after the podium ceremony, the Drivers of the Cars placed first, second and third overall plus other Drivers and Team members as directed by the MM will be required to attend a media conference at a location to be advised in the Event promotional schedule.
- 8.1.2.1 Drivers must attend the media conference wearing their driving suit 'done up' to the neck.
- 8.1.3 Drivers and/or Teams are required to attend public and media activities at each Event at times and locations that will be advised in the Event promotional schedule or directly to the relevant Team by the MM.
- 8.1.4 A Driver must make themselves available (free of charge) to Supercars for series, public, marketing, promotional and media activities, on up to 20 occasions outside of Events throughout a Season when required at the reasonable request of Supercars.
- 8.1.4.1 For the avoidance of doubt, this is in addition to Event public autograph sessions, general media interviews, Team, individual or personal media or marketing activities and Event media requirements.
- 8.1.4.2 All travel, accommodation and meal expenses incurred by a Driver for attending will be paid by Supercars.

### **E8.2 Non-Attendance and Presentation**

- 8.2.1 Each Driver must be on time and remain in attendance for the duration of the promotional or media activity.
- 8.2.2 Each Driver must wear their Team uniform to all promotional or media activities unless otherwise instructed by the MM.
- 8.2.2.1 Jeans, casual pants, t-shirts and open footwear will only be permitted with the prior approval of the MM.
- 8.2.2.2 All clothing must be clean and ironed.

### **E8.3 Promotional Obligations**

- 8.3.1 Each Team is obligated to assist Supercars, the broadcaster, organisers, promoters and Circuit managers in the promotion of the Championship and/or Series.

### **E8.4 Television**

- 8.4.1 An Event, or such part of it as is determined by Supercars, will be broadcast by the broadcaster.
- 8.4.2 By undertaking to enter any Event, the Team agrees to relinquish any claim or right to the broadcast or any other material related to that broadcast.



- 8.4.3 No Team, Driver or Participant will be permitted to access the television Outside Broadcast facility or gain access to race footage directly from the broadcaster, without obtaining the prior permission of Supercars, the Race Director and the broadcaster's Executive Producer.
- 8.4.4 Any filming or any other means of recording images for commercial purposes at an Event by any Participant is strictly forbidden unless with the prior express written permission of the MM.

## **E8.5 Television Presentation**

- 8.5.1 At the conclusion of each Race and Qualifying Session, a television presentation will take place.
- 8.5.2 Any Driver who is required to attend this presentation must be suitably attired with their driving suit done up to the neck.
  - 8.5.2.1 Drivers are required to wear caps supplied by Dunlop during the official podium presentation at the end of a Race.
  - 8.5.2.2 Drivers are required to wear caps supplied by ARMOR ALL during the official Pole Award presentation at the conclusion of qualifying or the shootout.
- 8.5.3 Only the official champagne, or "unbranded" bottled water are permitted:
  - 8.5.3.1 on the podium; and
  - 8.5.3.2 on stage during any media conference.

## **E8.6 Sponsors Presence**

- 8.6.1 Start Line Activities
  - 8.6.1.1 Subject to the requirement of the promoter, there is no prohibition on sponsors' promotional personnel being present on the grid, but all such personnel are subject to the requirements in the Rules for clearing the grid and must vacate the grid no later than at the 3-minute signal.
  - 8.6.1.2 The meeting point for non-Team members to enter the grid will be detailed in the Authorised Representatives Briefing.
  - 8.6.1.3 Team sponsor umbrellas are permitted.
  - 8.6.1.4 The use of banners or flags require the prior written permission of the MOM.
  - 8.6.1.5 An appropriate dress code will apply at the direction of Supercars.
- 8.6.2 Presence at Podium Presentations
  - 8.6.2.1 No promotional or marketing material is permitted on the podium or to be held aloft in front of the podium at any time.
  - 8.6.2.2 Without the prior written permission of Supercars, commercial, marketing and promotional personnel; related materials, such as posters, banners, mascots, flags or signs ("materials"), are not permitted in the vicinity of the: television interview areas, Parc Fermé, podium presentation areas and either beside, in front of, under or behind the podium or media conference areas, apart from those persons directly concerned with the actual Team (i.e. Drivers and Team members). This includes being in the direct line of sight in front of, beside, under or behind these areas. Drivers, Team members, or related entities are also not permitted to display these materials in these areas.

## **E8.7 Corporate Activities**

- 8.7.1 Supplementary Regulations may provide for corporate and/or commercial activities to be undertaken on or adjacent to the Race Track at times other than times prescribed for a Session.
- 8.7.2 Supplementary Regulations may permit passengers to be carried around the Race Track in specifically designated vehicles. The conditions under which such activities will take place will be prescribed and advised to all Participants.

## **E8.8 Pit Lane Walk**

- 8.8.1 Details of any Pit Lane walks to be conducted will be detailed in Supplementary Regulations and/or the Event promotional schedule.

## **E8.9 Driver Autograph Sessions**

- 8.9.1 Each Driver must complete at least one (1) autograph session of no less than 30 minutes in duration during each Event.
- 8.9.2 Each Team must prominently advertise the time and location for this session outside their Pit Garage.
- 8.9.3 Drivers may conduct their autograph session either at their Pit Garage, in the merchandising area or at another location approved by MOM.
- 8.9.4 Driver autograph sessions must be conducted during the Event operating hours as detailed in the Supplementary Regulations.

## **E8.10 Season Launch**

- 8.10.1 Each VCS Competitor is required to be present for the duration of the Season launch as advised to them by Supercars.
- 8.10.2 Each VCS Competitor must have present, for the duration of the Season launch, their:
  - 8.10.2.1 Team transporter;
  - 8.10.2.2 Primary Driver for each Car; and
  - 8.10.2.3 A minimum of one (1) Car displaying the Team's livery.

## **E9. SUPERCARS ACCREDITATION**

### **E9.1 Accreditation**

- 9.1.1 Supercars will be responsible for the issuing of all personnel accreditation for all Events.
- 9.1.2 Any person or entity that is allocated series accreditation by Supercars must comply with all directions given by Supercars regarding the use of such accreditation.
- 9.1.3 Each Competitor must complete the Supercars “Accreditation Application Form” for the issue of a Supercars pass or Event admission ticket for all personnel accompanying the Competitor to an Event.
- 9.1.4 Each person issued with a Supercars hard card must abide by the terms and conditions set out in the Supercars “Accreditation Application Form”.
- 9.1.5 Acceptance by any person of a Supercars pass, known as a hard card or Event admission ticket is an acknowledgment by that person that such person has read, understood and will abide by the terms and conditions of the Supercars hard card or Event admission ticket.
- 9.1.6 Supercars will coordinate the purchase of additional Event tickets with the promoters or organiser of an Event.
- 9.1.7 Promoters and organisers will recognise Supercars hard cards and car passes (however designated) issued by Supercars for use at Events, and the names of people to whom passes have been issued will be made available to organisers and, if required, to the ASN in order that adequate security and insurance can be maintained.
- 9.1.8 All series accreditation issued by Supercars, including hard cards and car passes issued by Supercars remain the property of Supercars and may be withdrawn at any time.
- 9.1.9 The lanyard issued by Supercars together with any Supercars hard card is regarded as an integral part of the overall Supercars accreditation, and any other lanyard worn with a Supercars hard card will invalidate the Supercars accreditation and will consequently not entitle the wearer access to either the Circuit or to restricted areas.
- 9.1.10 No person is permitted to wear a hard card that has been issued in the name of another person.
- 9.1.11 Falsification of any accreditation that is issued by either Supercars or a promoter is prohibited. This includes hard cards, car passes and any Event specific accreditation.
- 9.1.12 Each car pass must have the name and mobile telephone number of the person and/or Team to whom it has been allocated written in the space provided.

### **E9.2 Motor Sport is Dangerous**

- 9.2.1 All people are only admitted to an Event subject to the warning and the conditions set out in Rule E9.2.2.
- 9.2.2 Each hard card, car pass, ticket or other credential is issued subject to the warning and the conditions set out below, whether or not the text of the warning and conditions are printed on, or annexed to, the pass or ticket itself.

*In exchange for being able to attend or participate in the Event (including entering the Event), I/We agree:*

- *to release CAMS and Australian Motor Sport Commission Ltd, promoters, sponsor organisations, competitors, entrants, land owners and lessees, organisers of the Event,*

*their respective servants, officials, representatives and agents (collectively, the “Associated Entities”) from all liability for my death, personal injury (including burns), psychological trauma, loss or damage (including property damage) (“harm”) howsoever arising from my participation in or attendance at the Event, whether caused by the negligence of any of the Associated Entities or otherwise;*

- to indemnify the Associated Entities and each of them from any loss, liability damage or cost they may incur arising out of or related to my attendance at or participation in the Event;*
- that CAMS and the Associated Entities do not make any warranty, implied or express, that the Event services will be provided with due care and skill or that any materials provided in connection with the services will be fit for the purpose for which they are supplied; and*
- to attend or participate in the Event at my own risk and voluntarily assume all risks arising from my participation in or attendance at the Event whether caused by the negligence of any of the Associated Entities or otherwise, and*
- that this Release and Waiver of Liability, Assumption of Risk and Indemnity Agreement extends to all acts of negligence by the Associated Entities, including negligent rescue operations and is intended to be as broad and inclusive as is permitted by law and that if any portion thereof is held invalid, it is agreed that the balance shall notwithstanding, continue in full legal force and effect.*

*I/we acknowledge that:*

- the risks associated with attending or participating in the Event include the risk that I may suffer harm as a result of:*
- motor vehicles (or parts of them) colliding with other motor vehicles, persons or property;*
- acts of violence and other harmful acts (whether intentional or inadvertent) committed by persons attending or participating in the Event; and*
- the failure or unsuitability of facilities (including grand-stands, fences and guard rails) to ensure the safety of persons or property at the Event.*
- motor sport is dangerous and that accidents causing harm can and do happen and may happen to me.*

*I accept the conditions of, and acknowledge the risks arising from, attending or participating in the Event and being provided with the Event services by CAMS and the Associated Entities. I/we acknowledge that my/our personal information will be processed in accordance with the CAMS privacy policy which is available from [www.cams.com.au](http://www.cams.com.au) and where I/we suffer from any injury, sickness or death during the Event, I/we consent to the release by health services of my/our personal health information to an authorised representative of CAMS or the Event who may use it in the preparation and release within and outside Australia of accident or incident information and reports to interested parties for the purposes of accident investigation, accident prevention and safety activities, news services including broadcast services, or for the purposes of processing insurance claims. I have had sufficient opportunity to read this Release and Waiver of Liability, Assumption of Risk and Indemnity Agreement, fully understand its terms, understand I have given up substantial rights by signing it and sign it freely and voluntarily, without inducement of any kind. I understand my signature to this document constitutes a complete and unconditional release of all liability of the Associated Entities to the greatest extent allowed by law in the*



*event of me and/or the children under my care suffering harm. I/We accept the conditions of, and acknowledge the risks arising from, attending or participating in the event and being provided with the event services by CAMS and the Associated Entities.*

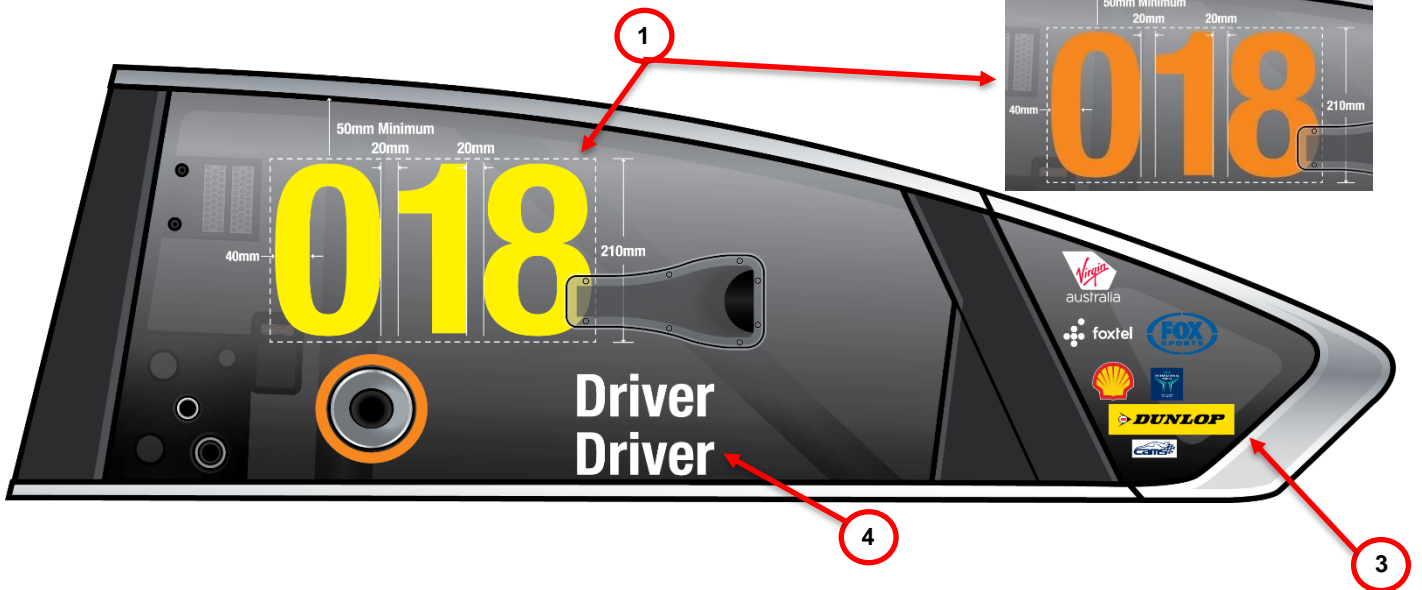
*I/We understand that this disclaimer is not intended to exclude any valid claim I may have under the CAMS Personal Insurance Scheme.*

**SCHEDULE E1. MARKINGS ON CARS**

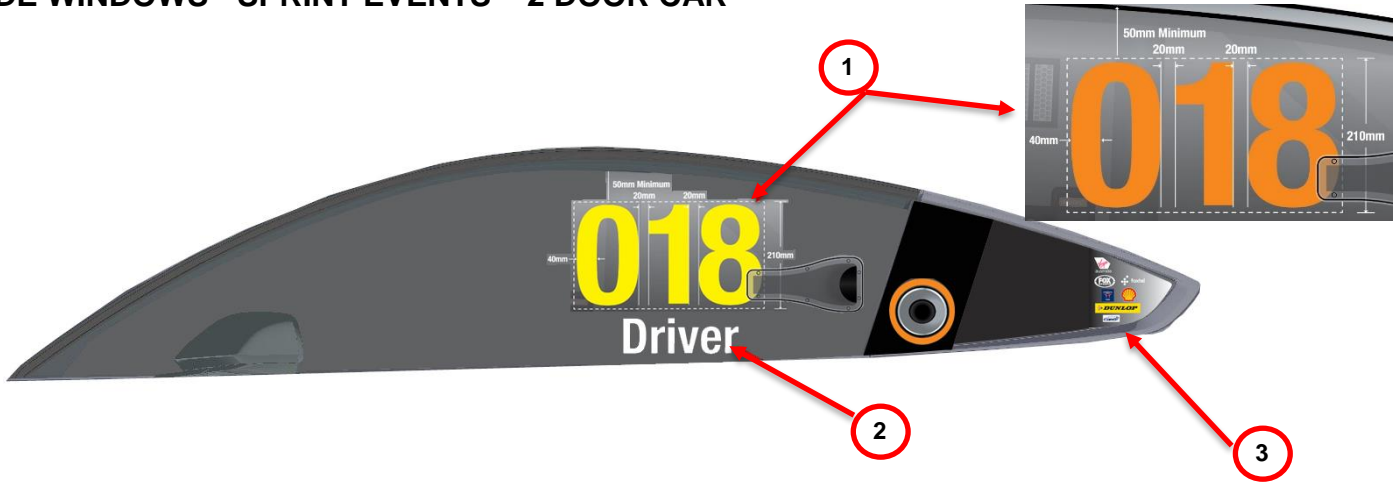
**SIDE WINDOWS - SPRINT EVENTS – 4 DOOR CAR**



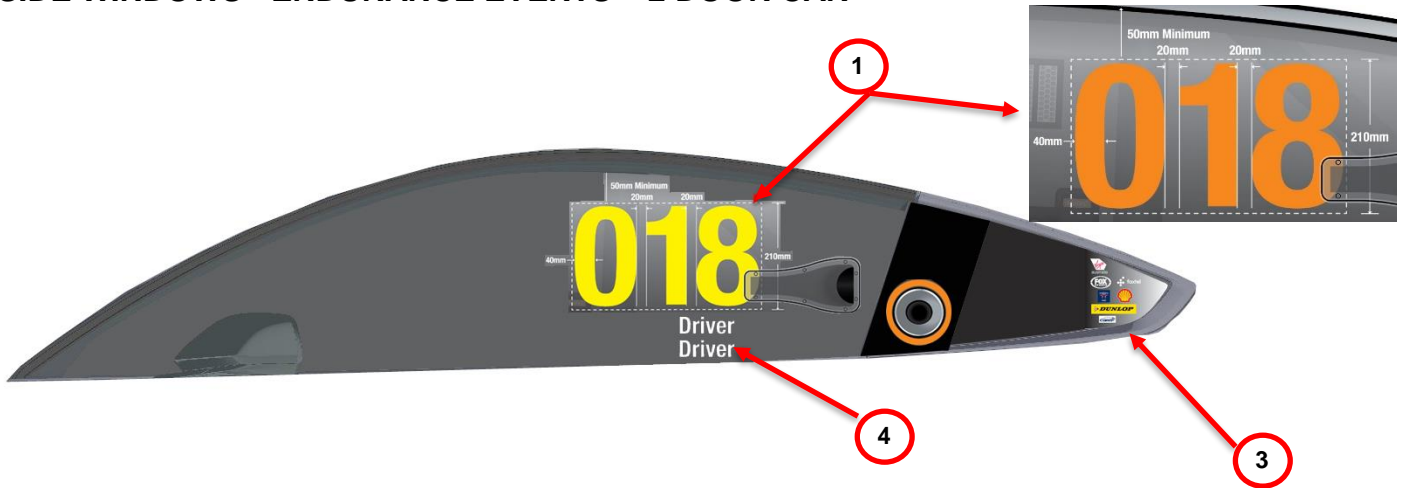
**SIDE WINDOWS - ENDURANCE EVENTS – 4 DOOR CAR**



**SIDE WINDOWS - SPRINT EVENTS – 2 DOOR CAR**



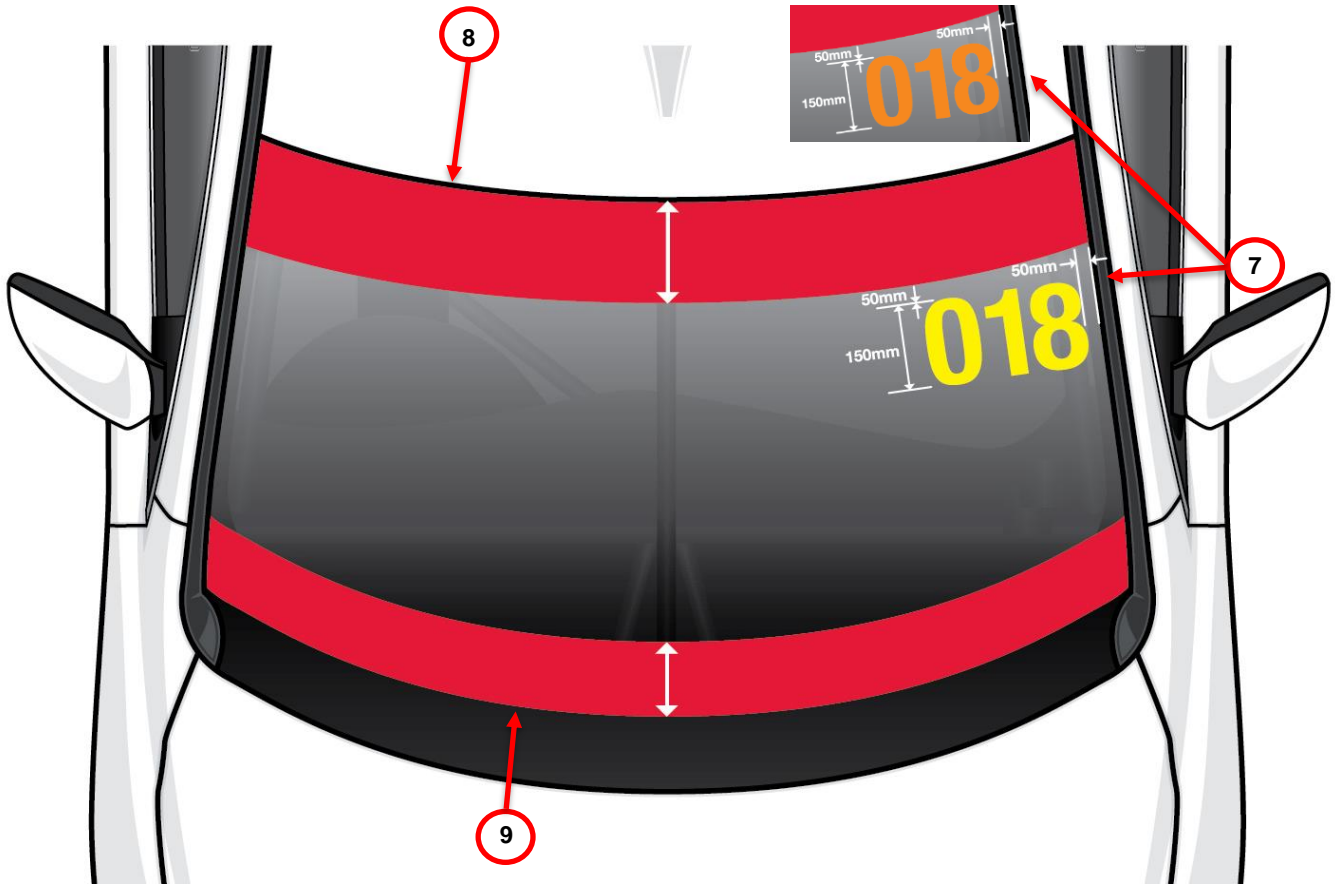
**SIDE WINDOWS - ENDURANCE EVENTS – 2 DOOR CAR**



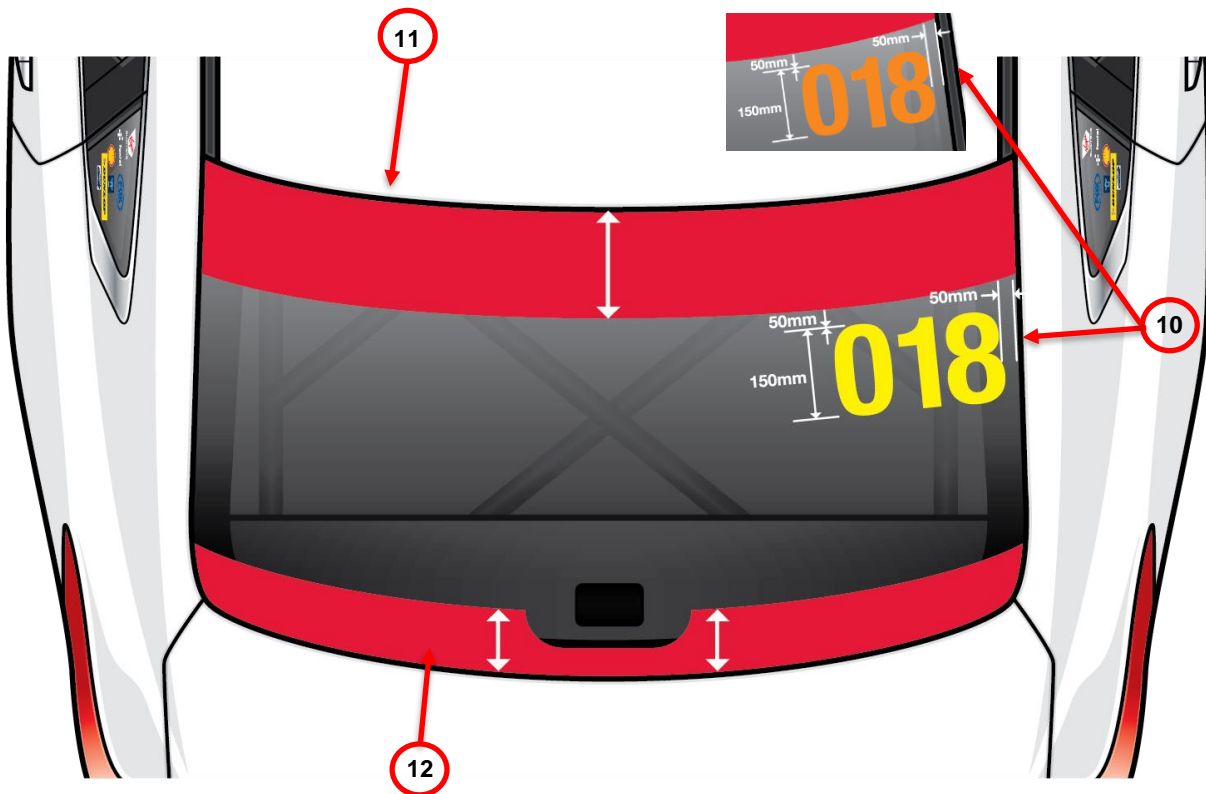
**CHAMPIONSHIP, SERIES AND EVENT SPONSORS**



### FRONT WINDSCREEN



### REAR WINDSCREEN





REQUIREMENTS – MARKINGS ON CARS				
Ref No.	Size	Symbol	Font	Colour
1	210mm high <b>NOTE:</b> Must be located within Indicative Box	Competition Number	Helvetica Bold Condensed	<ul style="list-style-type: none"> <li>• Dayglo Yellow</li> <li>• Championship Leader Only: Dayglo Orange</li> </ul>
2	100mm high	Drivers Surname	Helvetica Bold Condensed	<ul style="list-style-type: none"> <li>• White</li> </ul>
3	Reserved exclusively for Supercars use			
4	50mm high	Drivers & Co-Drivers Surnames	Helvetica Bold Condensed	<ul style="list-style-type: none"> <li>• White</li> </ul>
5	500mm wide x 120mm high	Event Sponsor	Supplied by Supercars	
6	200mm wide x 140mm high	Championship or Series Sponsor	Supplied by Supercars	
7	150mm high	Competition Number	Helvetica Bold Condensed	<ul style="list-style-type: none"> <li>• Dayglo Yellow</li> <li>• Championship Leader Only: Dayglo Orange</li> </ul>
8	Maximum 200mm high <b>NOTE:</b> Must not interfere with the Drivers visibility	Upper Front Windscreen Band – Team Use		
9	135mm high <b>NOTE:</b> Measured from the lowest point at the base of the windscreen	Lower Front Windscreen Band - Team Use		
10	150mm high	Competition Number	Helvetica Bold Condensed	<ul style="list-style-type: none"> <li>• Dayglo Yellow</li> <li>• Championship Leader Only: Dayglo Orange</li> </ul>
11	200mm high	Upper Rear Windscreen Band – Team Use		
12	80mm high <b>NOTE:</b> Ensure signage does not impede brake lights in the rear windscreen	Lower Rear Windscreen Band - Team Use		